








Whirlygig patterns

Print these shapes out and glue onto a piece of heavy recycled cardboard (one on each side), poke holes on black dots, thread string through each hole, and tie. Now twirl and whirl!



Whirlygig patterns

Print these shapes out and glue onto a piece of heavy recycled cardboard (one on each side), poke holes on black dots, thread string through each hole, and tie. Now twirl and whirl!



Whirlygig patterns

Now design your own!